

Pre-Lesson Downloads

Lesson #9 – Ruth and Naomi – Faithfulness (Being loyal and caring, no matter what happens)

Bible Text: Ruth 1:1-22; 2:1-4:18 Abridged

In the days when the judges ruled, there was a famine in the land, and a certain man of Bethlehem in Judah went to live in the country of Moab, he and his wife and two sons. The man's name was Elimelech and the wife was Naomi. . .Elimelech died. The two sons took Moabite wives named Orpah and Ruth . . . After about 10 years Naomi's sons both died. . .Naomi wanted to go back to Bethlehem in Judah. . . the daughters-in-law started out with Naomi. . .But she said, "Go back each of you to your mother's house. May the Lord deal kindly with you, as you have dealt with the dead and with me." (Orpah finally agreed to go back to her mother's house) . . .But Ruth said, "Do not press me to leave you or to turn back from following you! Where you go, I will go: your people shall be my people and your God my God. Where you die, I will die. There will I be buried. May the Lord do thus and so to me, and more as well, if even death parts me from you." When Naomi saw that she was determined to go with her, she said no more to Ruth. . .So Naomi returned together with Ruth the Moabite, her daughter-in-law. . .They came to Bethlehem at the beginning of the barley harvest.

Now Naomi had a kinsman on her husband's side, a prominent rich man, of the family of Elimelech whose name was Boaz. And Ruth said to Naomi, "Let me go to the field and glean (*These were God's instructions, for the owners of the fields to leave some grain behind for the poor, the fatherless and the widows so that they could come and collect grain to feed themselves*) among the ears of grain. . .As it happened, she came to the part of the field belonging to Boaz. . .Boaz said to his servant, who was in charge of the reapers, "To whom does this young woman belong?" The servant answered, "She is the Moabite who came back with Naomi. "She has been on her feet from early this morning until now, without resting even for a moment." Then Boaz said to Ruth, "Now listen, do not go to glean in another field or leave this one, but keep close to my young women. . .If you get thirsty, go to the vessels and drink from what the young men have drawn." (She was very thankful). . .At mealtime Boaz said to her, "Come and eat some of this bread. . .Naomi told her (how to and when to make herself known to Boaz, following the Jewish customs) (Boaz gave her 6 measures (*about 6 quarts*) of barley to give to Naomi) (Boaz then went to Naomi's next of kin with witnesses to buy Elimelech's land, which by Jewish tradition, made Boaz the new head of Naomi's and Ruth's family.). . .So Boaz took Ruth and she became his wife. . .and she bore him a son, (Obed, who was the father of Jesse and Jesse who was the father of David.)

Activity: Let child help you collect toys and/or clothing that your child no longer uses or needs. Make sure they are clean and in good repair and let them go with you to donate the items to those in need. Giving them some grocery items too is an option. There are several options to find online. Also, you could call churches.

Materials:

*Pages from download packet: Word Search, Maze, Color page of Ruth gleaning grain, Spot the Difference, Crossword puzzles, Rhythm page with rests, Game cards for Bible books of History

*Play dough, shoe box, sticks or other objects: Using different colors, make a diorama in a shoe box or Ruth gleaning wheat or barley in Boaz's field. Look at pictures online if you need to do so.

*Construction paper, glue, popsicle sticks: Have children make puppets of the characters and retell the story using them. Some craft stores have "fake" wheat or barley in the fake flower area.

*Colored paper, glue and yarn or string, page with Ruth's saying **or** small piece of flat wood, hanger, hot glue gun or hammer, Decoupage (from craft store), page with Ruth's saying. Instructions below.

Materials:

*Party horn, like from Party Barn

*Toy blocks, ie: small wooden ones, or those made of cardboard, or plastic or paper cups; just so they will not hurt anyone as they fall down.

*2 Rahab pages, a maze and a word find, and 1 crossword about Jericho, Music page with fractions

*Picture for the homemade Bible – below

Games:

*Build a “wall” of blocks or cups. Hold party horn while walking around the “wall” re-enacting the instructions given by God to the Israelites to capture Jericho. On 7th time around on the 7th day blow party horns and at the end of the 7th time blow a long blast and knock the wall down.

*Hide a red shoestring (red piece of rope or red strip of paper etc.) somewhere inside a designated area. Have child/children go find it like the 2 spies went to find Rahab’s home.

Science/Social Studies:

*Cause and Effect (Why something happened/What happened) science experiments. There are many to choose from online, some very easy and some more complicated. Have them predict what might happen before they do an experiment. If you want them to show what they learned: Have them 1) write Cause/Effect sentences, ie: He got sunburned (Effect), because he was outside too long (Cause). Or 2) they could draw pictures on smaller folded over papers, picture of a blown up balloon with a pin pointing at it and inside a picture of a popped balloon. **Be careful using balloons. If a small child or pet swallows a piece, it could affect their breathing badly.** Or 3) they could do the experiments and tell you which is the Cause and which is the Effect. Or 4) they could just do the experiments and have fun. Use which ever of the above to get the idea of C/E and then start a conversation about life Causes and Effects, ie: If you touch a hot stove . . .If you don’t clean your room after I tell you once . . . If you run out into the street before looking both ways. . .If you don’t do your homework. . .or other things you know your child/children need to learn.

Bible Verse: Be strong and courageous; do not be frightened or dismayed, for the Lord your God is with you wherever you go. Joshua 1:9 (Have older children learn all of verse. Have little ones learn last half, which is underlined.)

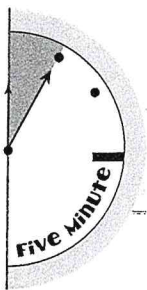
***Make a Bible Word Plaque:** (Famous words of Ruth to Naomi from Ruth 1:16b)

*Where you go, I will go;
Where you live, I will live;
Your people will be my people,
And your God my God.*

One could cut this out and glue it to a nice piece of colored paper, poke 2 holes on either side of the paper, thread yarn or string through the holes. Give as a gift or hang in their bedroom. **Or** make it into a plaque where you get a piece of wood, stain it (optional), glue these words (or write them out yourself) to the wood and decoupage it. Hammer or glue a hanger on the back.

Bible Verse: Blessed are those who are kind to the poor. Proverbs 14:21b





Solve the code puzzle to find out what Ruth said to Naomi.

a *
b *
d *
e *
g *
i *
l ●
m ○



n *
o □
p ▼
r ▲
u ◆
w ◐
y I

— — — —
I □ ◆ ▲

— — — — —
▼ * □ ▼ ● *

— — — —
◐ * ● ●

— —
* *

— —
○ I

— — — — —
▼ * □ ▼ ● *

— — —
* * *

— — — —
I □ ◆ ▲

— — —
* □ *

— —
○ I

— — —
* □ *

The solution is on page 96.

Ruth Word Search

W O R K R U T H A R U
W T F O U X B B O A Z
O R I D T N A O M I B
R U E Y H A R A I S E
B I L R A M L H N R V
D Z D R P O E A A E I
O R I A R A Y R E K T
O E I M O A B V L R A
F E A N S A D E G O L
A N A T K R U S T W E
Z M E H E L H T E B R

Can you find the following words in the grid:


- Ruth, Glean, Died,
- Naomi, Orpah,
- Field, Boaz, Eat,
- Workers, Moab,
- Drink, Work, Barley,
- Relative, Food,
- Harvest, Marry,
- Bethlehem, Sad

The Book of Ruth
Across: 3-gleaned; 5-blessed; 7-damself; 12-Obed; 14-sat; 15-Bethlehem; 17-field; 22-husband; 23-Mahlon; 24-wife; 25-corn; 26-sayest; 27-loveth.
Down: 1-ten; 2-people; 4-died; 6-Jesse; 7-death; 8-Moab; 9-Ruth; 10-Naomi; 11-Chilion; 13-David; 16-Elimelech; 18-judges; 19-famine; 20-Rachel; 21-Boaz.

Ruth and Naomi
1-Orpah. 2-Ruth. 3-Bethlehem. 4-Mahlon. 5-Moab. 6-Gleaned. 7-David. 8-Chilion. 9-Judah. 10-Boaz. 11-Elimelech. 12-Naomi.

Help Ruth Glean

All the fields were gleaned by the farmers in the center of the field.
The utmost corners were for the poor to gather some food. Help Ruth glean!



START

First trace the path of the poor and Ruth. But when Ruth meets Boaz (B) her direction changes.
Use a BLUE crayon to mark the path of the poor where they can gather their food,
and use a RED crayon to follow Ruth to finding food for Naomi and herself.

Copyright © 2013, BibleWise. All Rights Reserved. Drawing by Kathryn Wojno .





SPOT THE DIFFERENCE

Boaz arranges to marry Ruth


Can you spot 10 differences between the pictures?






RUTH AND NAOMI

See the book of Ruth if you need help with this acrostic.

1. One of Naomi's daughters-in-law (1:4).
2. She pleaded to go with Naomi (1:16).
3. Naomi's home (1:22).
4. Ruth's first husband (4:10).
5. Ruth and Orpah's home (1:4).
6. Ruth _____ in the field of Boaz (2:17).
7. Ruth's great-grandson (4:22).
8. One of Naomi's sons (1:2).
9. Bethlehem was in _____ (1:1).
10. Ruth's second husband (4:13).
11. Naomi's husband (1:2).
12. Ruth's mother-in-law (1:22).

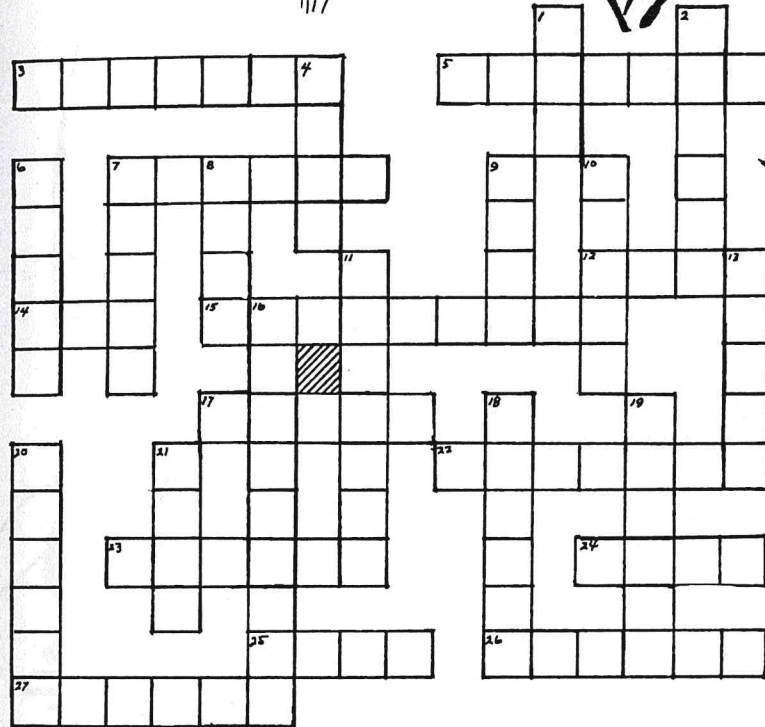


Boaz arranges to marry Ruth



Ruth Word Search

THE BOOK OF RUTH



ACROSS

3. Ruth did this in the field (2:17).
5. "_____ be he of the Lord" (2:20).
7. Young woman (2:5).
12. Father of Jesse (4:17).
14. Boaz _____ down at the gate (4:1).
15. The city where Ruth and Naomi went when they left Moab (1:19).
17. Ruth gleaned here (2:17).
22. Elimelech was this to Naomi (1:3).
23. One of Naomi's sons (1:2).
24. Naomi was Elimelech's _____ (1:2).
25. She ate parched _____ (2:14).
26. "All that thou _____ unto me I will do" (3:5).
27. "Which _____ thee" (4:15).

DOWN

1. Number of years they lived in Moab (1:4).
2. "Back unto her _____" (1:15).
4. What happened to Elimelech? (1:3).
6. Son of Obed (4:17).
7. Only _____ would part them (1:17).
8. Where Naomi's family went to live (1:1).
9. She went with Naomi (1:22).
10. Ruth's mother-in-law (1:22).
11. Other son of Naomi (1:5).
13. Son of Jesse and grandson of Obed (4:22).
16. Naomi's husband (1:2).
18. Who ruled? (1:1).
19. No food (1:1).
20. "Like _____ and like Leah" (4:11).
21. Name of a kinsman of Elimelech (2:1).

$\text{♩} = 1 \text{ sound on 1 beat}$ $\text{♪} = 2 \text{ sounds on 1 beat}$

(rest) $\text{Z} = 0 \text{ sound on 1 beat}$

