

## **Pre-Lesson Downloads**

### ***Lesson #8 – Joshua, Rahab and Jericho – Courage***

Dear Families: I hope the games I am providing are fun to do. I have been searching and searching for games that are relevant to the lessons and easy/fun enough for the children to enjoy as they learn from them. I know as parents you are working hard to get “it all done.” I would like your times studying the Bible with your child/children to be opportunities to communicate openly. I pray your family enjoys the time together.

**Bible Text:** Joshua 1:1-3; 2:1-19; 6:1-23    Abridged

(God’s people, the Israelites, were delivered out of Egypt as slaves and promised a land “flowing with milk and honey.” Because of their great disobedience, fear and rebellion the consequence of their behavior was to wander in the wilderness for 40 years. So, what was an 11 day journey turned into a 40 year ordeal. Reading about this can help you see how important God’s teachings are to help us have a better life. Also, going “with the crowd” can have serious consequences. Deuteronomy 1:22-40)

After the death of Moses the servant of the Lord, the Lord spoke to Joshua (Moses’ assistant) saying, “My servant Moses is dead. Now proceed to cross the Jordan, and all this people, into the land that I am giving to them, the Israelites. Every place that the sole of your foot will tread upon I have given to you, as I promised to Moses. . .

Then Joshua, son of Nun sent two men secretly as spies saying, “Go, view the land (the Promised Land), especially Jericho.” So they went, and entered the house of a prostitute (*one who does not live a pure life*) whose name was Rahab and spent the night there. . . (The king found out) and sent orders to Rahab (to bring out the men.) But the woman took the two men and hid them. She said, “True, the men came to me, but I did not know where they came from. And when it was time to close the gate at dark, the men went out. (She sent the king’s men in the wrong direction because she had heard of the great deeds of God to get the Israelites out of Egypt and began to believe in the God of the Israelites.) “Now then, since I have dealt kindly with you, swear to me by the Lord that you in turn will deal kindly with my family. Give me a sign of good faith that you will spare my (family) and deliver our lives from death.” The men said to her, “Our life for yours! If you do not tell this business of ours, then we will deal kindly and faithfully with you when the Lord gives us the land.” She let them down by a rope through the window. . . for her house was in the wall. (She gave them directions to get back safely) The men said to her, . . . tie this crimson cord in the window through which you let us down. . . (and gather your family here. No one can go out of your house.)

Now Jericho was shut up inside and out because of the Israelites; no one came out and not one went in. The Lord said to Joshua, “See, I have handed Jericho over to you, along with the king and soldiers. You shall march around the city, all the warriors circling the city once. Thus you shall do for 6 days, with 7 priests bearing 7 trumpets of rams’ horns in front of the ark (see below). On the seventh day you shall march around the city 7 times, the priests blowing the trumpets. When they make a long blast with the ram’s horn, as soon as you hear the sound of the trumpet, then all the people shall shout with a great shout; and the wall of the city will fall down flat, and all the people shall charge straight ahead. . . (Joshua gave all these instructions to the people and they obeyed.) As soon as the people heard the sound of the trumpets, they raised a great shout, and the wall fell down flat; so the people charged straight ahead into the city and captured it. . . Joshua told the two men who had spied out the land, “Go into Rahab’s house and bring Rahab and all who belong to her, as you swore to her.” They brought all her kindred out, and set them outside the camp of Israel.

**Ark** (of the Covenant) – Not Noah’s ark. A chest holding a bowl of manna (food God provided in the wilderness), Aaron’s rod (Moses’ brother and helper), tablets (with 10 commandments written on them)

## Materials:

- \*Party horn, like from Party Barn
- \*Toy blocks, ie: small wooden ones, or those made of cardboard, or plastic or paper cups; just so they will not hurt anyone as they fall down.
- \*2 Rahab pages, a maze and a word find, and 1 crossword about Jericho
- \*Picture for the homemade Bible – below

## Games:

\*Build a “wall” of blocks or cups. Hold party horn while walking around the “wall” re-enacting the instructions given by God to the Israelites to capture Jericho. On 7<sup>th</sup> time around on the 7<sup>th</sup> day blow party horns and at the end of the 7<sup>th</sup> time blow a long blast and knock the wall down.

\*Hide a red shoestring (red piece of rope or red strip of paper etc.) somewhere inside a designated area. Have child/children go find it like the 2 spies went to find Rahab’s home.

## Science/Social Studies:


\*Cause and Effect (Why something happened/What happened) science experiments. There are many to choose from online, some very easy and some more complicated. Have them predict what might happen before they do an experiment. If you want them to show what they learned: Have them 1) write Cause/Effect sentences, ie: He got sunburned (Effect), because he was outside too long (Cause). Or 2) they could draw pictures on smaller folded over papers, picture of a blown up balloon with a pin pointing at it and inside a picture of a popped balloon. **Be careful using balloons. If a small child or pet swallows a piece, it could affect their breathing badly.** Or 3) they could do the experiments and tell you which is the Cause and which is the Effect. Or 4) they could just do the experiments and have fun. Use which ever of the above to get the idea of C/E and then start a conversation about life Causes and Effects, ie: If you touch a hot stove . . . If you don’t clean your room after I tell you once . . . If you run out into the street before looking both ways. . . If you don’t do your homework. . . or other things you know your child/children need to learn.

**Bible Verse:** Be strong and courageous; do not be frightened or dismayed, for the Lord your God is with you wherever you go. Joshua 1:9 (Have older children learn all of verse. Have little ones learn last half, which is underlined.)



## Rahab Helps Joshua's Spies Maze

Help the two Israelites get to safety by completing the rope maze below.





# Rahab

Rahab helped two Israelite spies hide and later escape from her house in Jericho.

The following words were taken from Joshua 2. Find and circle them in the word search.

JOSHUA  
NUN  
SENT  
SPY  
JERICHO  
RAHAB

JORDAN  
SWEAR  
LORD  
SAVE  
HIDE  
WALL

KING  
ISRAEL  
TWO  
GATE  
ROOF


CORD  
SCARLET  
OATH  
STALKS  
FLAX



S	L	K	I	N	G	B	O	S	I	F	T
E	W	O	S	P	Y	A	J	Q	O	L	S
L	J	E	R	I	C	H	O	O	Y	A	K
L	O	M	A	D	E	A	R	P	V	X	L
A	S	S	E	R	T	R	D	E	L	I	A
W	H	E	L	H	S	C	A	R	L	E	T
N	U	N	E	D	I	H	N	U	S	W	S
G	A	T	E	L	L	O	D	R	O	C	I

# THE FALL OF JERICHO

Joshua 6



## ACROSS

2. The son of Nun (v. 6).
4. "The \_\_\_\_\_ day they compassed the city" (v. 14).
7. They couldn't make a noise with this (v. 10).
8. It fell down flat (v. 20).
9. What kind of blast of the ram's horn? (v. 5).
11. "Ark of the \_\_\_\_\_" (v. 6).
15. The wall fell down \_\_\_\_\_ (v. 20).
17. Vessels were made of this (v. 19).
20. First word in verse 9.
21. They blew the trumpets (v. 9).
22. They were made of brass and iron (v. 19).
23. Joshua told the people to \_\_\_\_\_ (v. 16).
24. They destroyed young and \_\_\_\_\_ (v. 21).

## DOWN


1. Same as 20 across.
3. Number of priests (v. 6).
4. Precious metal (v. 19).
5. They were armed (v. 13).
6. They rose up \_\_\_\_\_ (v. 15).
10. They couldn't make this with their voice (v. 10).
11. Go around (v. 7).
12. "Pass \_\_\_\_\_, and compass the city" (v. 7).
13. "The \_\_\_\_\_ men went before the priests" (v. 9).
14. The priests blew these (v. 13).
16. Where money is kept (v. 19).
18. Enemy city (v. 1).
19. Another metal used to make vessels (v. 19).



# PEOPLE OF THE OLD TESTAMENT

## Review Puzzle

Genesis



### ACROSS

8. God made him the father of many nations (17:5).
9. He built a large ship (7:1).
10. The first woman (3:20).
11. He named all the animals that God created (2:19).
13. He made his son a coat of many colors (37:3).
15. A nephew to 7 across (14:12).
19. Son of promise (21:3).
20. Jacob's father-in-law (29:14).
22. A dreamer (37:5).
23. Rachel's youngest child (35:24).
24. A brother to Shem (5:32).
25. Son of Cain (4:17).

### DOWN

1. He was the oldest man who ever lived (5:27).
2. Isaac's wife (24:67).
3. A son of Bilhah (35:25).
4. One of the four men saved in the ark (7:13).
5. Jacob kissed her (29:11).
6. God's name for Sarai (17:15).
7. One of Noah's three sons (9:18).
12. The first shepherd (2:2).
14. God set a mark upon him (4:15).
16. Father of Abram (11:31).
17. Joseph interpreted his dream (41:15).
18. A twin to Esau (25:26).
21. Rachel's sister (29:16).

# Answers to Jericho Puzzles

ries and Mary Currier, More Bible Activities You Can Do, Grand Rapids, MI: Baker Books Publisher, 1999.







SLKINGBOSSIFT  
EWOSPAYAJOLS  
LUEERICHOYAK  
LOMADEARPVXL  
ASSERTRDELIAT  
WHEELSHSCARLET  
NUNEDITHNUSWS  
GATELLODROCI

Rahab

**The Fall of Jericho**  
Across: 2-Joshua; 4-second; 7-voice; 8-wall; 9-long; 11-covenant; 15-flat; 17-iron; 20-and; 21-priests; 22-vessels; 23-shout; 24-old.  
Down: 1-and; 3-seven; 4-silver; 5-men; 6-early; 10-noise; 11-compass; 12-on; 13-armed; 14-trumpets; 16-treasury; 18-Jericho; 19-brass.


# Answers to Review Puzzle

**People of the Old Testament**  
Across: 8-Abraham; 9-Noah; 10-Eve; 11-Adam; 13-Israel; 15-Lot; 19-Isaac; 20-Laban; 22-Joseph; 23-Benjamin; 24-Ham; 25-Enoch.  
Down: 1-Methuselah; 2-Rebekah; 3-Dan; 4-Japheth; 5-Rachel; 6-Sarah; 7-Shem; 12-Abel; 14-Cain; 16-Terah; 17-Pharaoh; 18-Jacob; 21-Leah.





Books of the Bible **Bible Games CENTRAL**



Copyright © 2018 Bible Games Central  
All rights reserved.

Books of the Bible **Bible Games CENTRAL**



Copyright © 2018 Bible Games Central  
All rights reserved.

Books of the Bible **Bible Games CENTRAL**




Copyright © 2018 Bible Games Central  
All rights reserved.

Books of the Bible **Bible Games CENTRAL**




Copyright © 2018 Bible Games Central  
All rights reserved.

Books of the Bible **Bible Games CENTRAL**




Copyright © 2018 Bible Games Central  
All rights reserved.

Books of the Bible **Bible Games CENTRAL**



Copyright © 2018 Bible Games Central  
All rights reserved.

Books of the Bible **Bible Games CENTRAL**



Copyright © 2018 Bible Games Central  
All rights reserved.

Books of the Bible **Bible Games CENTRAL**



Copyright © 2018 Bible Games Central  
All rights reserved.

Follow  
last week's  
instructions!




Books of the Bible



Copyright © 2007 Bible Games Central  
All rights reserved.

Books of the Bible




Copyright © 2007 Bible Games Central  
All rights reserved.

Books of the Bible




Copyright © 2007 Bible Games Central  
All rights reserved.

Books of the Bible




Copyright © 2007 Bible Games Central  
All rights reserved.

Books of the Bible




Copyright © 2007 Bible Games Central  
All rights reserved.

Books of the Bible



Copyright © 2007 Bible Games Central  
All rights reserved.

Books of the Bible




Copyright © 2007 Bible Games Central  
All rights reserved.

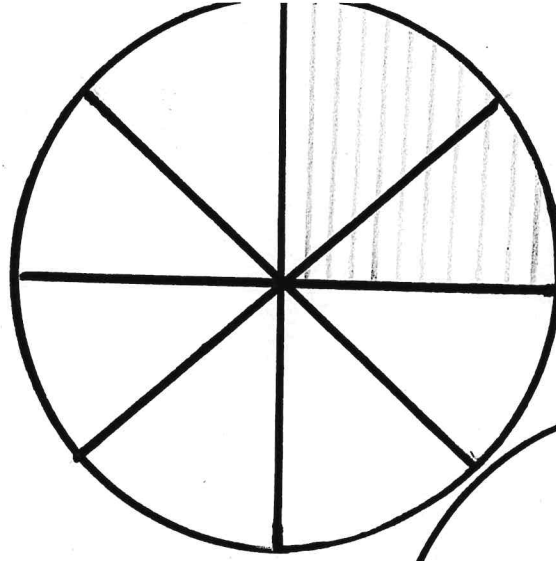
Books of the Bible



Copyright © 2007 Bible Games Central  
All rights reserved.

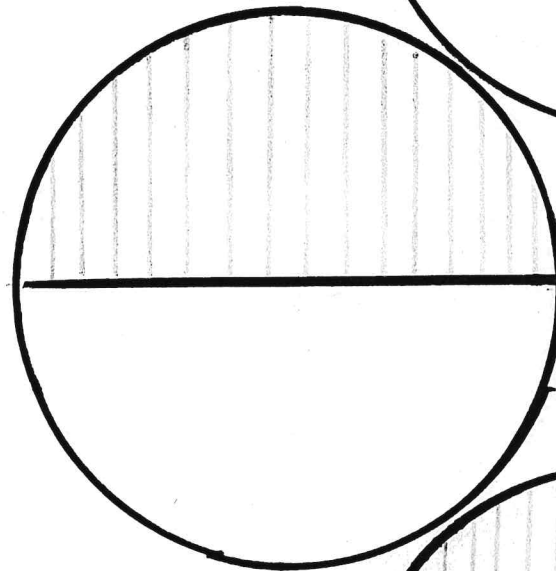
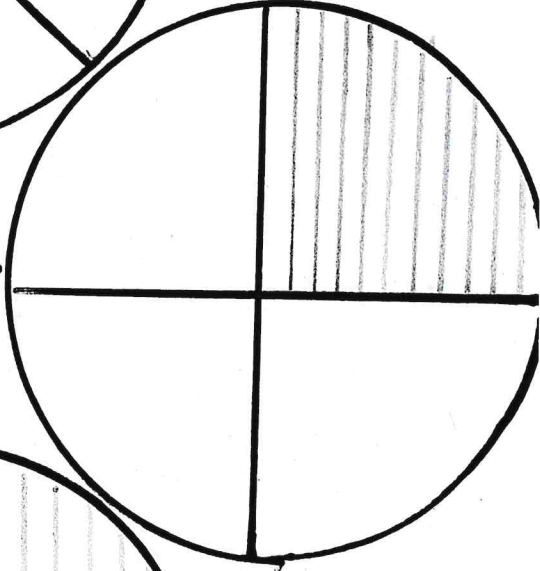
 - 1 quarter note = 1 sound on one beat

 - 2 eighth notes = 2 sounds on one beat



$$\frac{2}{8} = \frac{1}{4}$$

$$\frac{1}{4}$$



$$\frac{1}{2}$$

$$1$$

