

Pre-Lesson Downloads - Lesson #7 – Moses, His Mother & His Sister – Faith (complete trust or confidence)

Dear Families: I hope all is going well with each of you. Today is another very long lesson. Again, I am going to just tell parts that are appropriate for younger children, like Baby Moses and his mom and sister and the 10 Commandments. I am including some extra work that are more for older children, like the parting of the Red Sea and a 10 Commandments puzzle, which has, “Do not commit adultery.” I leave that one to you. You decide what is right for your child/children. I left out the Plagues completely. I am adding more rhythms again. I hope the concept is getting through. God Bless!

Bible Text: Exodus 1:8-2:10; 20:1-17 Abridged

This is a story about after the time that Joseph died. He was 110 years old: Now a new king arose over Egypt who did not know Joseph. He said to his people, “Look, the Israelite people are more numerous and more powerful than we. Come, let us deal shrewdly with them . . . lest they raise up against us . . . The Egyptians turned them into slaves . . . The harder the Egyptians worked them, the more babies were born [Remember God’s promise to Sarah and Abraham? They had one son Isaac. Isaac had Jacob, and Jacob had 12 sons and 1 daughter. Jacob took 70 people to Egypt to live with Joseph.] . . . The Egyptian king told the Hebrew midwives (women who helped deliver babies) to kill all the sons born to Hebrew women. . . The midwives feared God so they did not do that. . . The king tried other ways to stop the Hebrew numbers from going higher , , , Now a man from the tribe of the Levites married a woman from the same tribe . . . She had a son and she hid him from everyone for 3 months . . . (She didn’t want her baby to die) so when she could hide him no longer, she got a papyrus basket for him and covered it in tar [like Noah did to the ark.] . . . She put the child in it and placed it among the reeds on the bank of the river. His sister stood at a distance to see what would happen to him. The daughter of Pharaoh came down to bathe at the river. . . She saw the basket and told her attendant to go get it. . . She took pity on the child. “This must be one of the Hebrew children.” His sister, who had been watching him, came up to the king’s daughter and said, “Shall I go and get a nurse from the Hebrew women to nurse the child for you?”. . . So the girl went and called their mother. Pharaoh’s daughter said to their mother, “Take this child and nurse it for me and I will give you your wages.” So the woman took the child. . . When the child grew up, she brought him to Pharaoh’s daughter and she took him as her son. She named him Moses, because, “I drew him out of the water.”

[Many amazing things happen in Moses’ life. God had spared his life as a baby so that Moses could free the Israelites from slavery in Egypt. Some scholars estimate that Moses led 2.4 million Israelites out of Egypt. Think again of God’s promise to Abraham. The Israelites are descendants of Sarah and Abraham]. . . Then God spoke all these words: I am the Lord your God who brought you out of slavery: [with some words that might be easier for your child to understand]

I - Have no other gods before me. . . [You must not love any God except Me.]

II – Do not make or worship idols. (an image or representation of a god used as an object of worship) [You may not make any gods out of wood or stone or metal.]

III - Do not misuse the name of God. [You may not use God’s name the wrong way.]

IV - Remember the Sabbath and keep it holy. [Remember the Lord’s day and worship God on that day.]

V - Honor you father and your mother. (honor – to have great respect for, to listen to) [Be good and kind to your mother and father.]

VI - Do not murder.

VII - Do not commit adultery. (be unfaithful to your spouse) [You must not love somebody else's wife or husband.]

VIII - Do not steal. [You must not take what is not yours.]

IX - Do not lie. (telling false things about other people) [You must not say what is not true.]

X - Do not covet. (wanting to have things that belong to others)

These are called the 10 Commandments. They are rules and guides to help God's people live a happy and fulfilling life. God does not give us rules to be mean to us, but to love us. If we obey the rules, our lives will be a little easier. She/He still loves us deeply when we break the rules, but we often must pay the consequences. (consequence- result or outcome of your actions)


Materials:

- *For Baby Moses: 1 cut, color and glue page; and 1 color page (Pharaoh's daughter)
- *3 puzzle pages for a little bit older child/children
- *1 page for the Bible verse (Moses parting the Red Sea) – *down below*
- *2 pages, a crossword for Baby Moses and one for the 10 Commandments, for older children.
- *Match Game cards, with instructions; answers to crosswords; music page (will demo on video)

Science/Social Studies: Make homemade paper from old paper around the house, ie: receipts, newspaper, etc. find instructions online for Easy Paper Recycle ideas. **This is a messy, very involved project**, but also a lot of fun. You need a blender and I would suggest you find a blender at a second-hand store. I'm sure you won't want to use your good blender. You could try using dryer lint in the slurry. You might also try placing flattened, dried flower petals pushed down into the slurry before you dry it. She also suggested a little glitter or cut threads. Outside might be a good place to do this. Also, your child/children could use the paper you make to write a letter to someone special or write a poem, etc. Study online before you try it. I wonder how people in Bible times made paper from papyrus.

Bible Verse: Moses lived by faith. Hebrews 11:28 [This is a summary of verses 23-28, note a direct quote.]



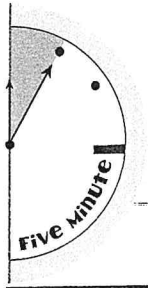


Can you hide Baby Moses and Miriam?

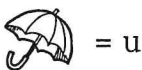
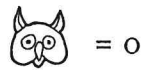


Color bulrushes green. Cut on heavy lines. Put paste on back of solid bottom strip. Paste onto picture to hide Baby Moses and Miriam.







Complete the puzzle to discover
what Moses' name means.



— dr — w h — m
  

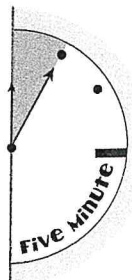
— — t — f th —
   

w — t — r.
 

Then Pharaoh's daughter ...saw the basket among the reeds and sent her slave girl to get it.

Exodus 2:5


The solution is on page 96.



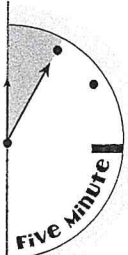
H

elp the Israelites find their way across
the Red Sea.

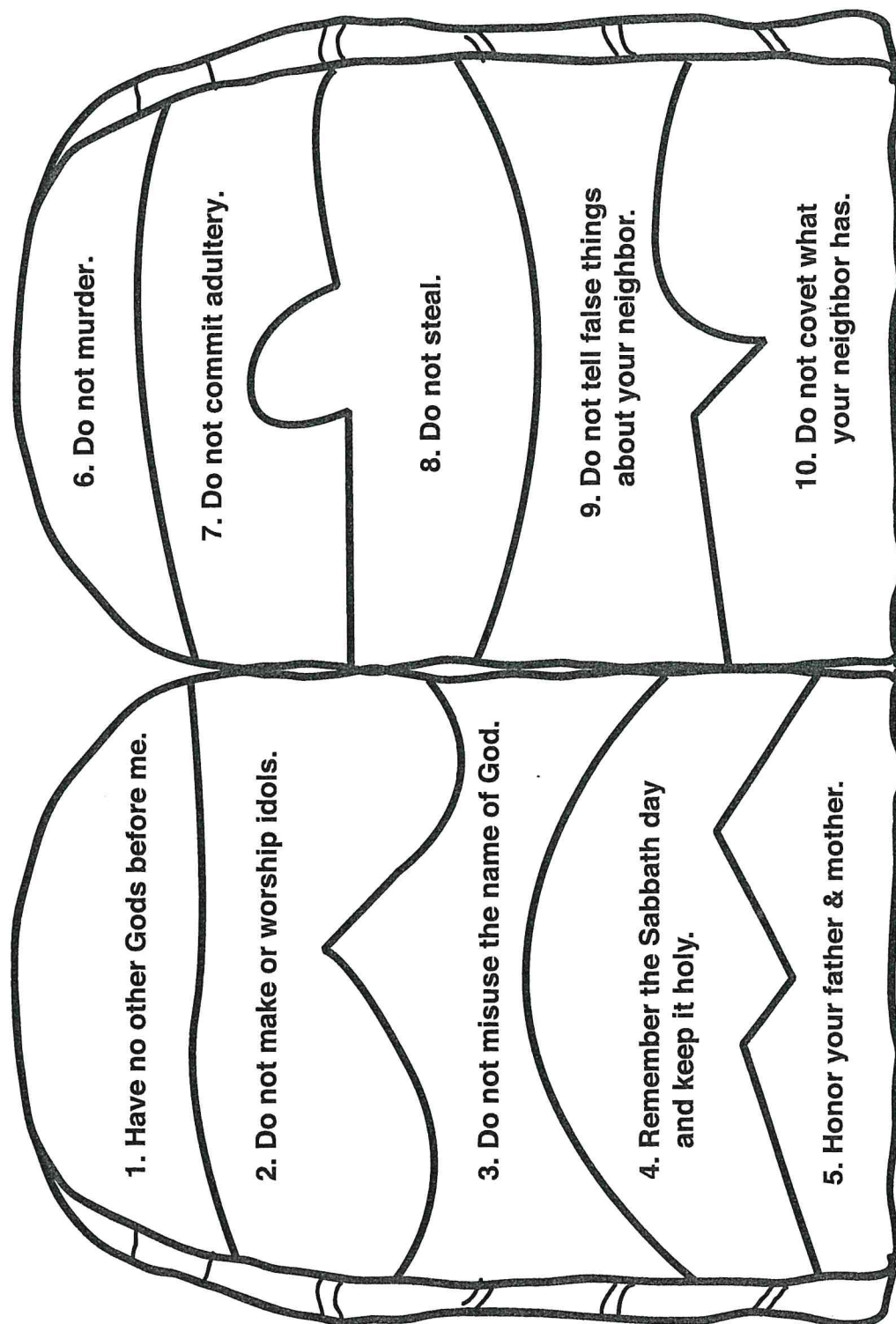
The solution is on page 96.



The LORD brought the Israelites out of Egypt by their divisions.
Exodus 12:51



Put the puzzle together to help remember God's commandments.



6. Do not murder.

7. Do not commit adultery.

8. Do not steal.

9. Do not tell false things
about your neighbor.

10. Do not covet what
your neighbor has.

1. Have no other Gods before me.

2. Do not make or worship idols.

3. Do not misuse the name of God.

4. Remember the Sabbath day
and keep it holy.

5. Honor your father & mother.

BABY MOSES

Exodus 2:1-10



ACROSS


1. She had a son (v. 2).
2. A married woman (v. 1).
5. Looked upon (v. 6).
7. He wept (v. 6).
12. Moses became her (two words) son (v. 10).
13. "_____ the child therein" (v. 3).
17. "A _____ of the Hebrew women" (v. 7).
18. She watched from afar off (v. 4).
19. She _____ the baby three months (v. 2).
20. Moses became a _____ to Pharaoh's daughter (v. 10).
21. "One of the _____ children" (v. 6).

DOWN

1. Cleanse (v. 5).
3. These grew at the river's brink (v. 3).
4. "She _____ her maid to fetch it" (v. 5).
6. Cried (v. 6).
8. Female servants (v. 5).
9. He was named Moses because he was drawn out of the _____ (v. 10).
10. What the ark was made of (v. 3).
11. Edge (v. 3).
14. The girl called the child's _____ (v. 8).
15. The man and his wife were of the house of _____ (v. 1).
16. What the child was named (v. 10).

THE TEN COMMANDMENTS

Exodus 20:3-17








ACROSS

3. "Do all thy _____" (v. 9).
6. God is a _____ God (v. 5).
7. "In heaven _____" (v. 4).
9. Keep the Sabbath Day this way (v. 8).
12. People who live near (v. 16).
14. "_____ thy son" (v. 10).
15. Rob (v. 15).
16. Idol (v. 4).
18. "The Lord _____ God" (v. 7).
20. "No other gods before _____" (v. 3).
21. This day is the sabbath (v. 10).
23. "Thou shalt _____ steal" (v. 15).
25. Do not take God's name in _____ (v. 7).
27. The Lord (v. 1).
28. "Thousands of them that _____ me" (v. 6).
29. Female parent (v. 12).
31. "Honour thy _____" (v. 12).

DOWN

1. "In _____ above" (v. 4).
2. Don't bow _____ to an image (v. 5).
4. Animal in verse 17.
5. Murder (v. 13).
8. Seventh day (v. 10).
9. It is wrong to covet your neighbour's _____ (v. 17).
10. What God shows unto those who love Him (v. 6).
11. Do not bear false _____ (v. 16).
13. Untrue (v. 16).
17. "Nor _____ them" (v. 5).
19. _____ your parents (v. 12).
22. Do not _____ anything that belongs to your neighbour (v. 17).
24. Don't _____ down to an image (v. 5).
26. Don't take this in vain (v. 7).
30. Tenth word in verse 4.




Memory Game: (to learn the books of the Bible) (One to three children can play at one time)

Cut out the 10 cards from the books of The Law (written by Moses). There are 2 of each. Cut out 10 pieces of construction paper a little bigger than the Bible book cards. Glue or tape them to the backs of the Bible book cards. If you want them to last you can cover them with clear contact paper or take them to Teacher Heaven on Carlisle and have them laminated. Cut pieces out on the construction paper border. For the next few weeks I will be posting the subsequent sets till we finish the 66 books of the Old Testament.


Mix up cards and place all 10 upside down on a table or the floor. One person turns over 2 cards. If they match, the child keeps them. If they don't match, turn them back over and the next child tries.

Books of the Bible **Bible Games**
CENTRAL




Copyright © 2010 by Bible Games
All rights reserved.

Books of the Bible **Bible Games**
CENTRAL




Copyright © 2010 by Bible Games
All rights reserved.

Books of the Bible **Bible Games**
CENTRAL




Copyright © 2010 by Bible Games
All rights reserved.

Books of the Bible **Bible Games**
CENTRAL



Copyright © 2010 by Bible Games
All rights reserved.

Books of the Bible **Bible Games**
CENTRAL



Copyright © 2010 by Bible Games
All rights reserved.

The Ten Commandments
Across: 3-work; 6-jealous; 7-above; 9-holy; 12-neighbor; 14-not; 15-steal; 16-image; 18-thy; 20-me; 21-seventh; 23-not; 25-vain; 27-God; 28-love; 29-mother; 30-father.
Down: 1-heaven; 2-down; 4-ox; 5-kill; 8-sabbath; 9-house; 10-mercy; 11-witness; 13-false; 17-serve; 19-honour; 22-covet; 24-bow; 26-name; 30-or.

Baby Moses
Across: 1-woman; 2-wife; 5-saw; 7-babe; 12-Pharaoh's daughter; 13-put; 17-nurse; 18-sister; 19-hid; 20-son; 21-Hebrews.
Down: 1-wash; 3-flags; 4-sent; 6-wept; 8-maidens; 9-water; 10-bulrushes; 11-brink; 14-mother; 15-Levi; 16-Moses.

4/4

