

#53– PreK-2nd: Noah Trusted God, 3rd and up: God Said to do What?!?

Find recorded lessons at – MonteVista.org/VistaStream

Also find our online worship services at the same site.

Dear Families: You have probably noticed that the younger children are hearing simpler, more developmentally appropriate stories of Bible characters. With the older children I am focusing more on taking something away from the stories that helps us walk closer to God. None of us know all there is to understand about the Scriptures. We cannot know the infinite. I do know that God, all through the Bible, tells us how loved we are and how our Lord walks by our sides everyday. We each have a different and unique relationship with God, and also different than those about whom we are reading. My prayer is that these lessons can help start conversations between you and your child/ children and build lines of communication that will last a life time. God Bless.

Bible Text: Genesis 6:8-22 Abridged

“But Noah found favor in the sight of the Lord. . .Noah was a righteous man, blameless in his generation; Noah walked with God, and Noah had three sons, Shem, Ham and Japheth. Now the earth was corrupt in God’s sight and the earth was filled with violence. . .God said to Noah, ‘I have determined to make an end to all flesh. . .Make yourself an ark of cypress wood; make rooms in the ark and cover it inside and outside with pitch (a tar-like substance). This is how you are to make it: the length of the ark three hundred cubits, its width fifty cubits and its height thirty cubits. (A cubit is the length of a man’s forearm, Noah’s in this case, from his elbow to the tip of his longest finger.) Make a roof for the ark and finish it a cubit above. Put the door of the ark in its side. Make it with a lower, second and third decks. . .I am going to bring a flood. . .But I will establish My covenant (promise) with you. And you shall come into the ark, you, your sons, your wife and your son’s wives with you. And of every living thing, of all flesh, you shall bring two of every kind into the ark. . .They shall be male and female. . .Also take with you every kind of food that is eaten and store it up; and it shall serve as food for you and them. Noah did this; he did all that God commanded him.”

Genesis 12:1-9

“Now the Lord said to Abram, ‘Go from your country and your kindred and your father’s house to the land that I will show you. I will make of you a great nation, and I will bless you, and make your name great, so that you will be a blessing. I will bless those who bless you, and the one who curses you I will curse; and in you all the families of the earth shall be blessed.’ So Abram went, as the Lord had told him; and Lot went with him. Abram was seventy-five years old when he departed from Haran. Abram took his wife Sarai and his brother’s son Lot, and all the possessions that they had gathered, and the persons whom they had acquired in Haran; and they set forth to go to the land of Canaan. When they had come to the land of Canaan, Abram passed through the land to the place at Shechem, to the oak of Moreh. At that time the Canaanites were in the land. Then the Lord appeared to Abram and said, ‘To your offspring I will give this land.’ So he built there an altar to the Lord, who had appeared to him. From there he moved on to the hill country on the east of Bethel, and pitched his tent, with Bethel on the west and Ai on the east; and there he built an altar to the Lord and invoked the name of the Lord. And Abram journeyed on by stages toward the Negeb.”

PreK-2nd-ish Verse:

Trust in the Lord with all your heart, Proverbs 3:5a

Memorization game-(at the dinner table? Sitting in the living room watching TV - mute during commercials) Assign a word or words to each person. Go around while each person says their part in order of the verse. Pretend to “mute” a person once in awhile. Everyone else has to say that part. Continue until all are “muted” and everyone is saying the verse. Have your child say it all alone.

3rd and Up Verse:

**I know the plans I have for you, says the Lord,
plans for your welfare and not for harm,**

Jeremiah 29:11

Memorization game-(at the dinner table? Sitting in the living room watching TV - mute during commercials) Assign a word or words to each person. Go around while each person says their part in order of the verse. Pretend to "mute" a person once in awhile. Everyone else has to say that word/s. Continue until all are "muted" and everyone is saying the whole verse. Have your child say it all alone.

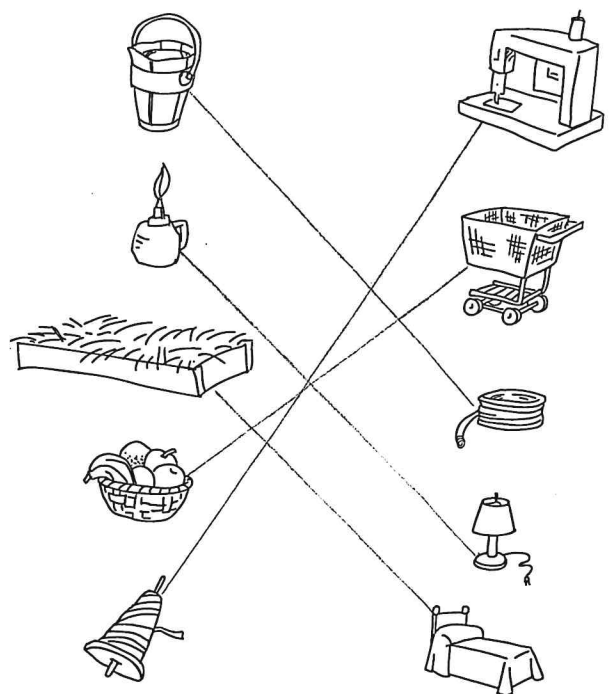

Activities:


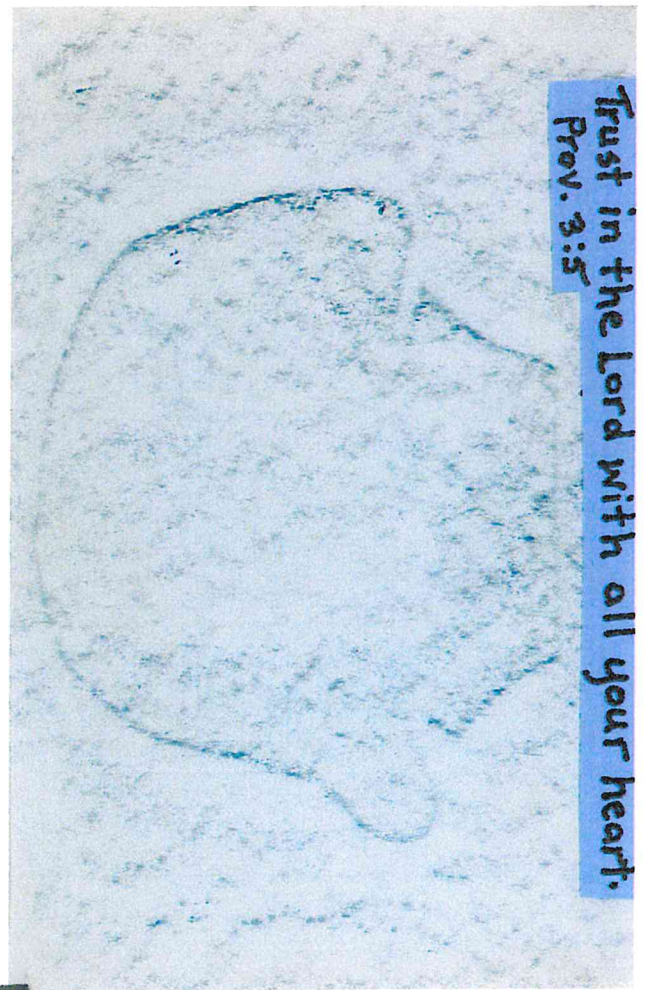

PreK-2nd - *Crayon Rubbing-Do rubbing before adding the sun and rainbow sticker. If you can't find a sticker, draw the rainbow. *Dot to Dot Ark *Hard Work *Have Water, Will Travel experiment

Song: Old Noah built an ark, like God told him to. And on that ark he put two lions, like God told him to. With a roar her and a roar there, here a roar, there a roar, everywhere a roar. Old Noah built an ark, like God told him to. (Insert different animals and animal sounds into the blanks to make up more verses. If you can't make the sound of the animal you choose, insert a characteristic of the animal, like, giraffe-"with a tall neck here and a tall neck there" or elephant-"with a long trunk here. . .")

Books: There are many, many children's books about Noah; Listen to the Rain by Bill Martin, Jr. the same man who wrote Brown Bear, Brown Bear; The Magic School Bus: Inside a Beehive by Joanna Cole and Bruce Degen. I really like this one because it shows the dance that bees do to communicate to the other bees where the best nectar sources are located.

3rd & Up - *Noah's Ark Fact Sheet *God guided Abraham coloring page *Noah & the Flood puzzles
*Crossword Puzzle *Map Activity



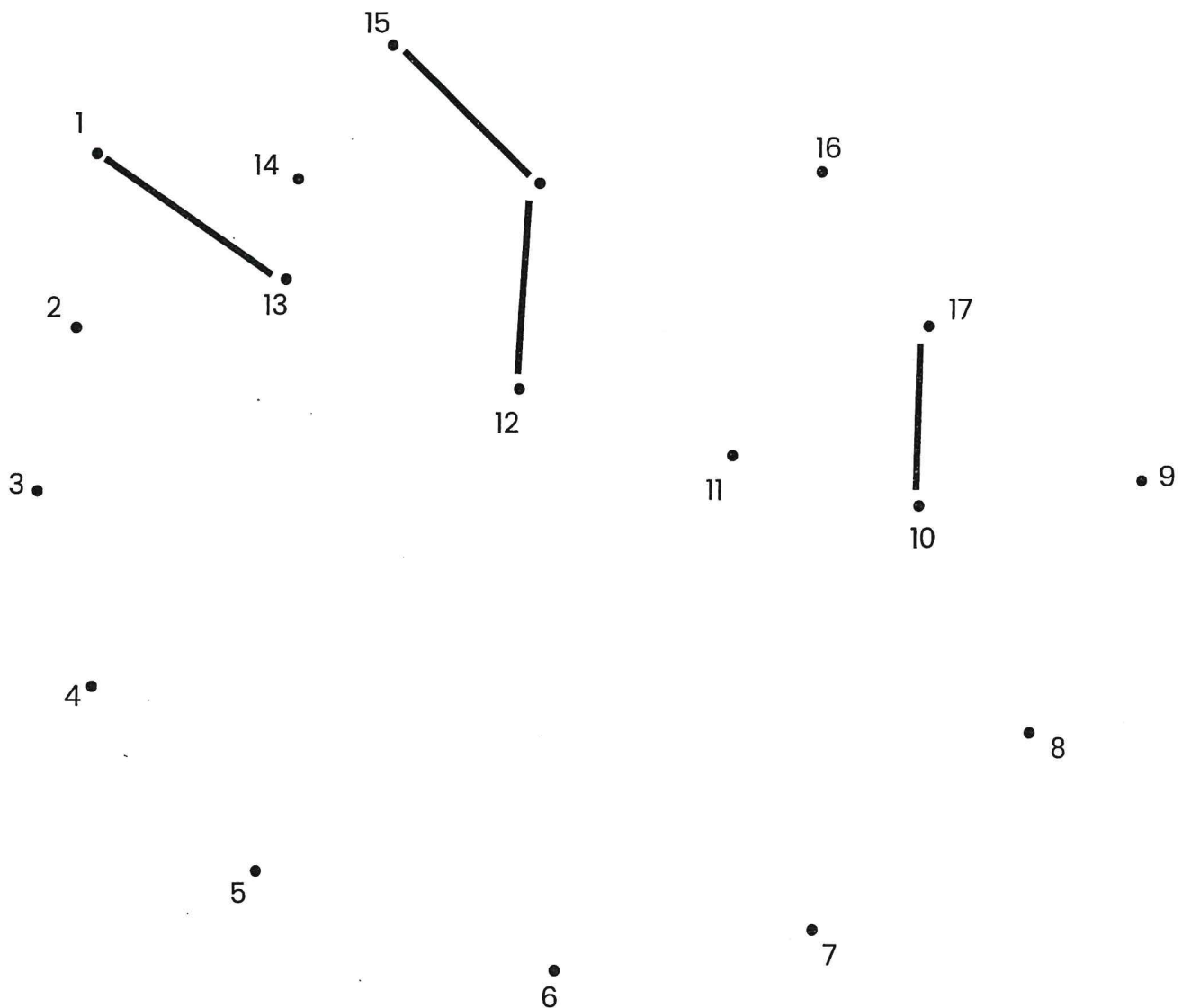


Ark Crayon Rubbing Card-
Fold a 9" X 12" -ish piece of light blue paper in half with a "hamburger" fold. Cut out ark shape and glue it inside. Using a darker blue crayon, rub it's side across the top that is folded down to make it look like rain. Write scripture above ark on the front. Draw a rainbow and a sun inside by the picture of the ark.

Noah's Dot-to-Dot Ark

The Bible says that Noah was 600 years old when he and his family went into the ark (Genesis 7:6). People lived a lot longer in ancient Bible times than people today! We only guess that his neighbors made fun of him and his family. That is not found in the Biblical account. We need to remember that God loves and takes care of us.



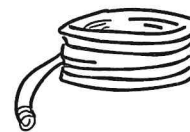
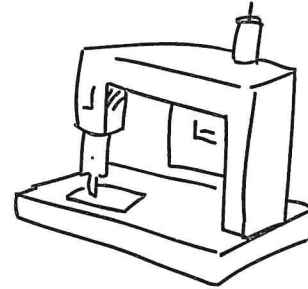
After you do the dot-to-dot you could draw a door on the side and a window up on top and color it.



Hard Work

There was a lot of work to be done in the ark. The animals had to be fed and watered. Food had to be prepared for the meals. The animals' pens had to be kept cleaned and filled with fresh straw. Noah and his family worked hard on the ark. Some of these things might have been used by Noah's family on the ark. Some of these things we use today.

Children color pictures and draw a line from the Bible-times item to the matching item we use today.



Have Water, Will Travel

Water/Color Experiment

Supplies

- paper towels
- scissors
- green, felt-tipped pens
- glasses
- water
- clothespins

Cut a paper towel into two-inch strips. On your strip of paper towel, color in a large green dot about two inches from the bottom. **This will be the "eye" of the storm that appears on our troubled horizon.**

Fill the glass about one-fourth full of water. Distribute clothespins. Hang your strip in the glass so the colored dot or "eye" is about an inch above the water. Double-check to make sure the end of your paper towel strip is also in the water. Secure strips with the clothespins.

Let the experiment stand for 15 minutes.

Return to find that the water will have traveled into the thousands of tiny space pockets between the paper towel fibers and advanced upward. Surprisingly, the spot is gone from the paper towel! In its place the paper has turned blue and above that a bright yellow.


Super Science Fact

As water is drawn upward into the paper, so is the green ink. If time permits, try this experiment with other colors. Colors made up of one color pigment will travel much faster than those colors with two or more.

Draw What You Saw

**Big Book of Science Fun
for Elementary Kids**

© 2001 C. Cook. Permission granted to photocopy for educational purposes only.



Bee, Bee, Bumble-Bee Rhythm Page

One heart equals one beat. One bee equals one sound on the beat. Two bees equal two sounds on the beat. Draw note stems under the words to show rhythm. | equals one sound on the beat and ▯ equals two sounds on the beat. Enlist help from the another person: one plays the steady beat, one hit per each heart, and the other plays the rhythm, one hit per each bee. Notice the rhythm matches the parts of the words. Repeat while singing the song.

Noah's Ark

The ark God told Noah to build was 300 cubits long, 50 cubits wide, and 30 cubits high.


Was there really room for all those animals?



A cubit is the distance from a man's elbow to the tip of his longest finger. (Today's "standard cubit" is 18 inches.) So how big was the ark in feet?*

Consider this: Noah's ark was about the size of one and one-half football fields or two Boeing 747s. It held about as much as 569 railroad stock cars.

That's BIG!



The ark was waterproofed by filling in every crack with pitch (a tar-like substance) both inside and out.

You bet it floated!

The ark held Noah, his family, and every kind of animal that couldn't survive in the water.

*450 feet long, 75 feet wide, and 45 feet high.

Have Water, Will Travel

Water/Color Experiment

Supplies

- paper towels
- scissors
- green, felt-tipped pens
- glasses
- water
- clothespins

Cut a paper towel into two-inch strips. On your strip of paper towel, color in a large green dot about two inches from the bottom. **This will be the “eye” of the storm that appears on our troubled horizon.**

Fill the glass about one-fourth full of water. Distribute clothespins. Hang your strip in the glass so the colored dot or “eye” is about an inch above the water. Double-check to make sure the end of your paper towel strip is also in the water. Secure strips with the clothespins.


Let the experiment stand for 15 minutes.

Return to find that the water will have traveled into the thousands of tiny space pockets between the paper towel fibers and advanced upward. Surprisingly, the spot is gone from the paper towel! In its place the paper has turned blue and above that a bright yellow.

Super Science Fact

As water is drawn upward into the paper, so is the green ink. If time permits, try this experiment with other colors. Colors made up of one color pigment will travel much faster than those colors with two or more.

Draw What You Saw



God guided Abraham.

NOAH AND THE FLOOD

Answers can be found in the book of Genesis. Fill in the blanks, then circle the word in the word search grid. The let-


ters must be in straight lines, vertically, horizontally, or diagonally. Words may be spelled either forward or backward.

1. _____ built the ark. (6:13, 14)
2. _____ was a son of Noah. (6:10)
3. _____ was a son of Noah. (6:10)
4. _____ was a son of Noah. (6:10)
5. Ark was made of _____ wood. (6:14)
6. Noah built an _____. (6:14)
7. Ark was thirty _____ high. (6:15)
8. Ark was sealed with _____. (6:14)
9. Ark had one _____ and one _____. (6:16)
10. Noah's sons brought their _____. (6:18)
11. God said, "I will establish my _____ with you." (9:11)
12. It rained _____ days and nights. (7:12)
13. Clean beasts came in by _____ of the deep. (7:2)
14. _____ fell for forty days. (7:12)
15. _____ of the deep. (7:11)
16. Noah had three _____. (6:10)
17. Ark rested on Mount _____. (8:4)
18. _____ returned with an _____ leaf. (8:11)
19. First bird out was a _____. (8:7)
20. Noah built an _____. (8:20)
21. Earth destroyed by _____. (6:17)
22. _____ in the sky. (9:13)

D F A R N O F O S R A
F L O W O B N I A R
R S S I N E B D S A
O H T N E R A D I W N
F E O S H E M O W T I
H C U B I T S N O A B A
A E C H E M I R R C N
O R U O H L A I L O U
M A H W P R R I L O U
N V N O A H E V I L O
Y E B D J W I H V D F
T N A N E V O C P O G
R A W I V E S T V O O
O R S W H N O I A L G
F A A L T A R P F L



God Made a Promise to Abraham Crossword Puzzle

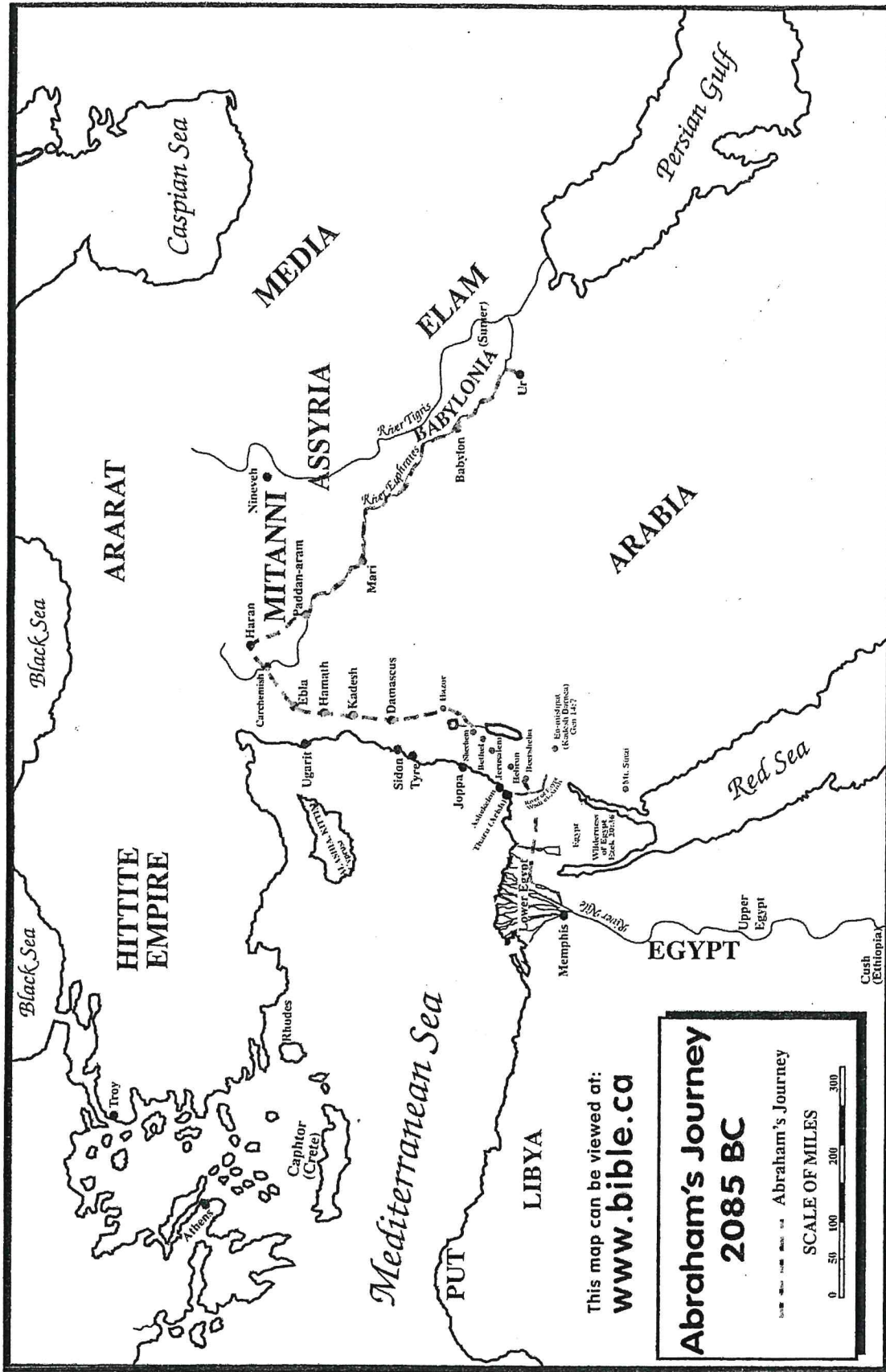


ACROSS

- 3. God said Abraham would be "the father of many _____."
- 4. Lights in the sky
- 5. Another name for children
- 7. Abraham's name before God changed it
- 8. Accept as true

DOWN

- 1. Land where Abraham lived
- 2. Promise or agreement
- 4. God changed Sarai's name to this.
- 5. Not young
- 6. God told Abraham, "I am your _____."



Map of Abraham's Journey

Use colored pencils.

- 1) Color bodies of water light blue so that the names can still be read through the color.
- 2) Color land areas light brown so that the names can still be read through the color.
- 3) Locate map area on a larger map to see location in relation to a world map.
- 4) Label land areas with today's names under the ancient names.
- 5) Draw pictures of the way people traveled during this time period on the back of the page.

- D F A R N O F O S R A
 F L O O W O B N I A R
 R S S I N E B D S A
 O H T N E V O D N O S
 F E O O E R A D I W N
 H H R S H E M O W T I
 C U B I T S N O A B A
 A E C H E M I R R U T
 O R U O H L A I K C N
 M A H W P R R I L O U
 N V N O A H E V I L O
 Y E B D J W I H V D F
 T N A N E V O C P O G
 R A W I V E S T V O O
 O R S W H N O I A L G
 F A A L T A R P R F L

