

#52- PreK-2nd: God Made People, 3rd and up: Resisting Temptation

Find recored lessons at – MonteVista.org / VistaStream

Also find our online worship services at the same site.

Dear Families: We are going to look a little deeper into the Creation Story than from last week. The younger children will see how God gave us families. The older children will see the natural results, consequences, Adam and Eve received for their disobedience to God. The older children are ready to look a little deeper into the stories from last year. I pray God's Blessings on you!

Bible Text:

PreK-2nd-ish – Here some different scriptures that talk about family:

To parents: Proverbs 22:6 – Train children in the right way, and when they are old they will not depart from it. Hebrews 12:6 – The Lord disciplines those whom God loves. Colossians 3:21 – (Parents), do not provoke your children, or they may lose heart. Ephesians 6:4 – And Fathers (and mothers), do not provoke your children to anger, but bring them up in the discipline of the Lord.

To children: Exodus 20:12 - Honor your father and your mother. Colossians 3:20 – Children obey your parents. Proverbs 1:8 – Hear, my child, your father's instruction and do not reject your mother's teaching. Proverbs 4:1 – Listen, children, to a parent's instruction and be attentive, that you may gain insight (wisdom).

Dealing with each other: Colossians 3:13 – Bear with one another and if anyone has a complaint against another, forgive each other: just as the Lord has forgiven you, so you also must forgive. Above all, clothe yourselves with love, which binds everything together in perfect harmony.

3rd-up – Genesis 3:1-24 Abridged

Now the serpent was more crafty than any other wild animal that the Lord God had made. He said to the woman, "Did God say, 'You shall not eat from any tree in the garden'?" The woman said to the serpent, "We may eat of the fruit of the trees in the garden; but God said, 'You shall not eat of the fruit of the tree that is in the middle of the garden, nor shall you touch it or you shall die.'" But the serpent said to the woman, "You will not die; for God knows that when you eat of it your eyes will be opened, and you will be like God, knowing good and evil." So when the woman saw that the tree was good for food, and that it was a delight to the eyes, and that the tree was to be desired to make one wise, she took of its fruit and ate; and she also gave some to her husband, who was with her, and he ate. Then the eyes of both were opened, and they knew that they were naked; and they sewed fig leaves together and made loincloths for themselves. They heard the sound of the Lord God walking in the garden at the time of the evening breeze, and the man and his wife hid themselves from the presence of the Lord God among the trees of the garden. God said, "Where are you?" . . . (Adam) said, "I was afraid because I was naked and I hid myself." (God) said, "Who told you that you were naked? Have you eaten of the tree which I commanded you not to eat?" (Adam blames it on Eve and Eve blames it on the serpent.) . . . (God tells them how hard their lives will now become and that they now will have a limited length to their lives.) . . . therefore the Lord God sent them out of the garden. . . and placed angels with a flaming sword at the gate to guard the way to the tree of life.

Memory Verses:



PreK-2nd-ish: "Children, obey your parents," Ephesians 6:1a

children – hands, palm down by waist, move hands like you are patting children's heads.

obey – palms toward forehead with finger tips together, closest fingers touching forehead, move hands out from forehead and open fingers up.

your parents – fingers spread apart on one hand touch thumb to forehead, then side of chin

Ephesians 6:1a – palm out, 4 fingers bent, thumb touching finger, 5 fingers up on one hand & thumb up on other hand, pointer up with palm facing inward, (a)-fingers touching palm with thumb up



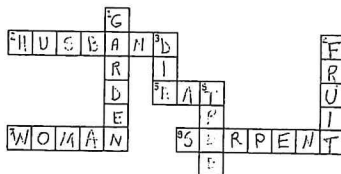
3rd and up

***Temptations Pantomime Game** – Write several different types of temptations down on separate pieces of paper. (back-talking of sassing an adult, watching TV shows you were told not to watch, eating sweets before dinner, hitting someone, not doing your homework . . . and any that come to your mind) Fold and place in basket or bowl. Mix. Each player chooses one and shows to no one. Act it out. When someone guesses they can begin a discussion about possible consequences for that choice.

***Write an interview with Adam and Eve**, ie: “Why did you choose to disobey God?” Eve: “The fruit looked so good. I also believed the serpent’s lies. Now I understand temptation. I learned that even though I disobeyed God, God still loves me and cares for me, but I have to pay consequences. I have to pay the price for what I did.” What would you ask Adam? Use your imagination for his answer.

*4 Word Puzzle games

- D 1. The creature that tempted Eve; a snake
A. cat B. bird C. husband D. serpent
- A 2. To put food into the mouth, chew it, and swallow it
A. eat B. drink C. bite D. sip
- D 3. The sweet-tasting part of a tree which can be eaten
A. trunk B. leaves C. bark D. fruit
- B 4. A tall plant which has a wooden trunk and branches
A. garden B. tree C. weed D. fruit
- C 5. A piece of land where flowers and other plants are grown
A. desert B. lake C. garden D. die
- B 6. To stop living
A. eat B. die C. born D. sleep
- L 7. An adult female human being
A. man B. girl C. boy D. woman
- C 8. The man to whom a woman is married
A. serpent B. son C. husband D. uncle



ACROSS

2. The man to whom a woman is married
5. To put food into the mouth, chew it, and swallow it
7. An adult female human being
8. The creature that tempted Eve; a snake

DOWN

1. A piece of land where flowers and other plants are grown
3. To stop living
4. The sweet-tasting part of a tree which can be eaten
6. A tall plant which has a wooden trunk and branches

WOMAN	HUSBAND	SERPENT	TREE
FRUIT	GARDEN	EAT	DIE

Now the serpent was more crafty than any of the wild animals the LORD God had made. He said to the woman, “Did God really say, “You must not eat from any tree in the garden?”


The woman said to the serpent, “We may eat fruit from the trees in the garden, but God did say, “You must not eat fruit from the tree that is in the middle of the garden, and you must not touch it, or you will die.”

“You will not surely die,” the serpent said to the woman. “For God knows that when you eat of it your eyes will be opened, and you will be like God, knowing good and evil.”


When the woman saw that the fruit of the tree was good for food and pleasing to the eye, and also desirable for gaining wisdom, she took some and ate it. She also gave some to her husband, who was with her, and he ate it.

Genesis 3:1-6 (NIV)

✓DIE	✓EAT	✓FRUIT	✓MIDDLE	✓SERPENT
✓GOOD	✓EVIL	✓HUSBAND	TREE	✓EYES



✓KNOW	✓EYES	✓GOOD	✓CRAFTY	✓ANIMALS
✓EAT	✓DIE	✓TREES	✓HUSBAND	✓WISDOM
✓EVIL	✓WOMAN	✓FOOD	✓FRUIT	✓GARDEN
✓MIDDLE	✓WILD	✓SERPENT	✓TOUCH	✓NAKED



3rd-up:

"Children, obey your parents in the Lord, for this is right," Ephesians 6:1
children – hands, palm down by waist, move hands like you are patting children's heads.

obey – palms toward forehead with finger tips together, closest fingers touching forehead, move hands out from forehead and open fingers up.

your parents – fingers spread apart on one hand touch thumb to forehead, then side of chin

in the Lord – make L-shape with right hand, touch shoulder with thumb, then move L diagonally down across body

for this – pointer touches other open palm

is right – both hands, fist with pointer fingers out, touch fists

Ephesians 6:1 – palm out, 4 fingers bent, thumb touching finger, 5 fingers up on one hand & thumb up on other hand, pointer up with palm facing inward

****Look online for sign language, if this is confusing.**



Activities:

PreK-2nd-ish

*Finger Puppet Template – Have children draw or, with your permission, copy and cut out pictures from photographs to tape or glue to finger puppet forms. Have them tell a story about your family with the puppets. This activity could be very illuminating.

*Different homes cut out of construction paper with pictures and or names of family members: typical house shape, trailer shape, apartment (3 squares taped together), family "tree," or just a big heart. Draw on or place pictures on hearts or directly on to the "homes." Don't forget the family pets.

→ The main idea of these activities is to let your child/children see that your family is unique and special and to open up discussions on what you all would like to see your family become. This would naturally lead into making a memory book of your family together, if desired.



Temptation in the Garden

"You will not surely die," the serpent said to the woman.
"For God knows that when you eat of it your eyes will be opened, and you will be like God, knowing good and evil." Genesis 3:4-5 (NIV)



Choose the word that best matches the definition.

- ___ 1. The creature that tempted Eve; a snake
A. cat B. bird C. husband D. serpent
- ___ 2. To put food into the mouth, chew it, and swallow it
A. eat B. drink C. bite D. sip
- ___ 3. The sweet-tasting part of a tree which can be eaten
A. trunk B. leaves C. bark D. fruit
- ___ 4. A tall plant which has a wooden trunk and branches
A. garden B. tree C. weed D. fruit
- ___ 5. A piece of land where flowers and other plants are grown
A. desert B. lake C. garden D. die
- ___ 6. To stop living
A. eat B. die C. born D. sleep
- ___ 7. An adult female human being
A. man B. girl C. boy D. woman
- ___ 8. The man to whom a woman is married
A. serpent B. son C. husband D. uncle

Temptation in the Garden

Complete the sentences by filling in the blanks with the correct words from the word bank at the bottom of the page.



Now the _____ was more crafty than any of the wild animals the LORD God had made. He said to the woman, "Did God really say, 'You must not _____ from any _____ in the garden'?"

The woman said to the serpent, "We may eat _____ from the trees in the garden, but God did say, 'You must not eat fruit from the tree that is in the _____ of the garden, and you must not touch it, or you will _____.'"

"You will not surely die," the serpent said to the woman. "For God knows that when you eat of it your _____ will be opened, and you will be like God, knowing _____ and _____."

When the woman saw that the fruit of the tree was good for food and pleasing to the eye, and also desirable for gaining wisdom, she took some and ate it. She also gave some to her _____, who was with her, and he ate it.


Genesis 3:1-6 (NIV)

DIE	EAT	FRUIT	MIDDLE	SERPENT
GOOD	EVIL	HUSBAND	TREE	EYES

Temptation in the Garden

"You will not surely die," the serpent said to the woman. "For God knows that when you eat of it your eyes will be opened, and you will be like God, knowing good and evil." Genesis 3:4-5 (NIV)

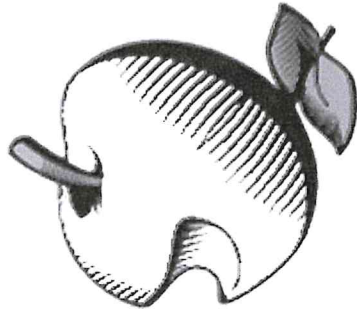
The puzzle is based on Genesis 3:1-7 (NLT).



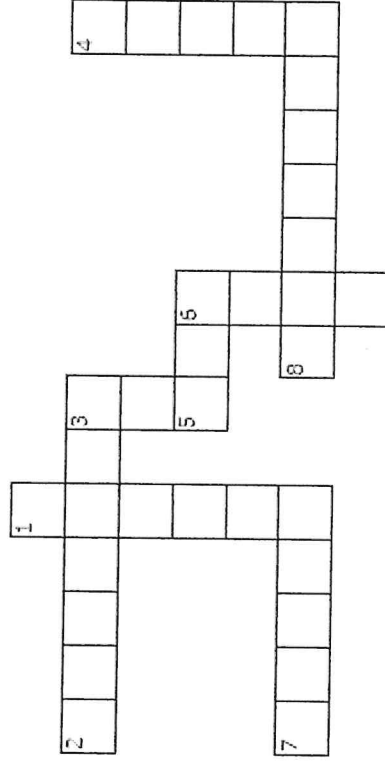
X E A T E Z N L L T L S Y G I
 S E R P E N T A O G O X C J P
 G V O T P S N D K V K U H G Y
 O R X K Q D N J Y E Z V C A E
 O X Q F L A F F T E D Q G H T
 D V Z I B N K F Y C R A F T Y
 G E W S I R I N J N C F W K Q
 J W U E F E K B O T R E O D K
 A H F Y R F V F D W B Z M I A
 M N U E U O J I P W S F A E V
 T I I S I O E L L Z I R N P Q
 D R D M T D M Q P O J S K X Q
 F B E D A U X B V P G A D B U
 G G X E L L F T C Q E N W O D
 K R I P S E S T G A R D E N M

KNOW	EYES	GOOD	CRAFTY	ANIMALS
EAT	DIE	TREES	HUSBAND	WISDOM
EVIL	WOMAN	FOOD	FRUIT	GARDEN
MIDDLE	WILD	SERPENT	TOUCH	NAKED

Temptation in the Garden



"You will not surely die," the serpent said to the woman. "For God knows that when you eat of it your eyes will be opened, and you will be like God, knowing good and evil." Genesis 3:4-5 (NIV)



ACROSS

2. The man to whom a woman is married
5. To put food into the mouth, chew it, and swallow it
7. An adult female human being
8. The creature that tempted Eve; a snake

DOWN

1. A piece of land where flowers and other plants are grown
3. To stop living
4. The sweet-tasting part of a tree which can be eaten
6. A tall plant which has a wooden trunk and branches

WOMAN	HUSBAND	SERPENT	TREE
FRUIT	GARDEN	EAT	DIE

Easy Finger Puppet Template

Instructions:

- 1) Cut out the template with your scissors along the bold lines.
- 2) Fold the template along the dotted lines to form the front/back of the puppet.
- 3) Fold and tape (or glue) the tabs to the back to complete the form of the puppet.
- 4) Finally, draw a face on the front of your puppet. Be creative! Use crayons, pencils, markers, and/or any other drawing tools you have at your disposal.

Make one for every finger to create your own finger puppet family!

