

Pre-Lesson Downloads II –

#16 – Mary, the Mother of Jesus – Mary and the Annunciation/Mary Visits Elizabeth

Find recored lessons at – MonteVista.org / Vista Stream

Also find our online worship services at the same site.

Dear Families: I hope there is excitement in your homes for the coming holidays, even though we have to celebrate differently this year. I am very grateful for being able to visit and worship online, FedEx, UPS, and the like to make it possible to be able to participate in some of our Christmas traditions. The coming of Christ is the center of this time, but it is fun to have the traditional foods, and giving of gifts to one another. The visiting of family may have to be online this year, but it will make next Christmas so much more blessed when we can be with them again.

I know everyone does not find Christmas as joyful as others because of the pain of losses of those we love. I have had some terrible losses and I still have sadness, but I'm learning to be very grateful and blessed to have had those people in my life, along with the sadness I feel for their passing. A book called, *A Weary World* by Kathy Escobar, for adults is helpful. I love the way she talks about being "real," as well as being Christian. She discusses that we live in a real and troubled world with difficult things with which to deal and we can still be human having "honest" emotions. I had the idea when I was young that if we wanted to please the Lord we needed to be like God (perfect) in our walk with Him. I have since learned that the whole point of Christianity is that He Loves us in our imperfection. We still try to be more like Him, but He came down to walk with us, as a human, in the person of Jesus. So, I hope that brings some peace to those of us who are troubled and sad. Psalms 103 is really comforting to me. May you find God's peace that "passes understanding." Philippians 4:7

Bible Text: Luke 1:26-38; 39-45

In the sixth month the angel Gabriel was sent by God to a town in Galilee called Nazareth, to a virgin engaged to a man whose name was Joseph, of the house of David. The virgin's name was Mary. And he came to her and said, "Greetings, favored one! The Lord is with you." But she was much perplexed and pondered what sort of greeting this might be. The angel of the Lord said to her, "Do not be afraid Mary, for you have found favor with God. And now you will conceive in your womb and bear a son, and you will name Him Jesus. He will be great and be called the Son of the Most High, and the Lord God will give to Him the throne of His ancestor David. He will reign over the house of Jacob forever and of His kingdom there will be no end." Mary said to the angel, "How can this be since I am a virgin?" And the angel said to her, "The Holy Spirit will come upon you, and the power of the Most High will overshadow you; therefore the child to be born will be holy; He will be called the Son of God. And now your relative Elizabeth in her old age has also conceived a son; and this is the sixth month for her who was said to be barren. For nothing will be impossible with God." Then Mary said, "Here am I, the servant of the Lord; let it be with me according to your word." Then the angel departed from her.

In those days Mary set out and went with haste to a Judean town in the hill country where she entered the house of Zechariah and greeted Elizabeth. When Elizabeth heard Mary's greeting, the child leaped in her womb. And Elizabeth was filled with the Holy Spirit and exclaimed with a loud cry, "Blessed are you among women and blessed is the fruit of your womb. And why has this happened to me, that the mother of my Lord comes to me? For as soon as I heard the sound of your greeting, the child in my womb leaped for joy. And blessed is she who believed that there would be a fulfillment of what was spoken to her by the Lord."

Materials:

*2 coloring pages, Mary and the Angel & Mary visits Elizabeth *2 word puzzles: Word Find – A Visit from an Angel & a Word Scramble – Mary Visits Elizabeth *1 music page

Answers to Puzzles:

P M J E L I Z A B E T H N X X
N J A O I P M K B T O W T V Q
U A E R S O M R V Q H U A D K
Z M Z S R E B A O I R R Y R Y
J A A A U I P F R S R N O O B
R F N O R S E H Z Y S G X N I
H R G Y K E A D N B H I I W E
Z A E G I Q T H O I L W E N I
H I L A N I S H T R D Q H L Y
G D C L G D A L H T A O V W E
I S Y I D D E U I H V H O O Q
S O N L O Z I G N X I L G N U
R C M E M S E X G L D X W S J
Y Y C E G A B R I E L O T N H
A M E B W X F K U F T G I W R

ELGARIB G A B R I E L
BLUMEH H U M B L E
EJOPHS J O S E P H
VOFAR F A V O R
BAZELTHIE E L I Z A B E T H
SLEBDES B L E S S E D


M O T H E R O F J E S U S

Bible Verse: "For God so loved the world that He gave His only Son, so that everyone who believes in Him may not perish, but have eternal life." John 3:16

For younger children have then memorize just the first phrase (to the first comma) and older children can handle the entire verse.

(For this second semester of learning I am providing a different way of keeping track of the verses that go with our stories with just the words. I have sent an opened book pattern where your child can just cut the printed verse from above and glue it to the open pages, or write the verse her or his self. If your child would like to keep doing it the way we did it before, I am providing a new book front pattern and a picture idea. Of course a good idea is for your child to draw his or her own pictures.)

Picture Idea:



Joy to the World

Joy to the world, the Lord is come! Let earth receive her King.
Let ev' - ry - heart - - prepare Him room - -. And heav'n and nature sing,
And heav'n and nature sing, And heav'n and heav'n and nature sing.

Joy to the earth! The savior reigns! Let men, their songs, employ.
While fields - and - floods - -, rocks, hills - and - plains - - repeat the sounding joy,
Repeat the sounding joy. Repeat, repeat the sounding joy!


No more let sins and sorrows grow. Nor thorns infest the ground.
He comes - to - make - - His bles - sings - flow - - Far as the curse is - found,
Far - as the curse is - found, Far - as - far as - - the curse is found.

He rules the world, with truth and grace, And makes the nations prove,
The glo - ries - of - - His right - eous - ness - -, And wonders of His - love,
And wonders of His - Love, And - won - ders, won - - ders of His love.

Written by Reverend Issac Watts (1674-1748), based on Psalms 98



www.coloringpages101.com



A Visit from an Angel

But the angel said to her, "Do not be afraid, Mary, you have found favor with God. You will be with child and give birth to a son, and you are to give him the name Jesus. Luke 1:30-31

Based on Luke 1:26-38 (NIV)



P M J E L I Z A B E T H N X X
 N J A O I P M K B T O W T V Q
 U A E R S O M P V O H U A D K
 Z M Z S R E B A O I R R Y R Y
 J A A A U I P F R S R N O O B
 R F N O R S E H Z Y S G X N I
 H R G Y K E A D N B H I I W E
 Z A E G I Q T H O I L W B N I
 H I L A N I S H T R D Q H L Y
 G D C L G D A L H T A O V W E
 I S Y I D D E U I H V H O O Q
 S O N L O Z I G N X I L G N U
 R C M E M S E X G L D X W S J
 Y Y C E G A B R I E L O T N H
 A M E B W X F K U F T G I W R

THRONE	AFRAID	JESUS	MARY	MARRIED
JOSEPH	IMPOSSIBLE	BIRTH	GALILEE	VIRGIN
DAVID	SON	TOWN	NAZARETH	GABRIEL
NOTHING	ELIZABETH	BORN	KINGDOM	ANGEL

Copyright © Sermons 4 Kids, Inc. • All Rights Reserved • www.sermons4kids.com



Mary Visited Elizabeth Word Scramble

Unscramble each of the clue words. Take the letters that appear in the circle boxes and unscramble them to find the answer to the last phrase.

ELGARIB

--	--	--	--	--	--	--

BLUMEH

--	--	--	--	--	--	--

EJOPHS

--	--	--	--	--	--	--

VOFAR

--	--	--	--	--	--	--

BAZELTHIE

--	--	--	--	--	--	--	--	--	--	--	--

SLEBDES

--	--	--	--	--	--	--	--	--	--	--

What did the angel tell Mary?

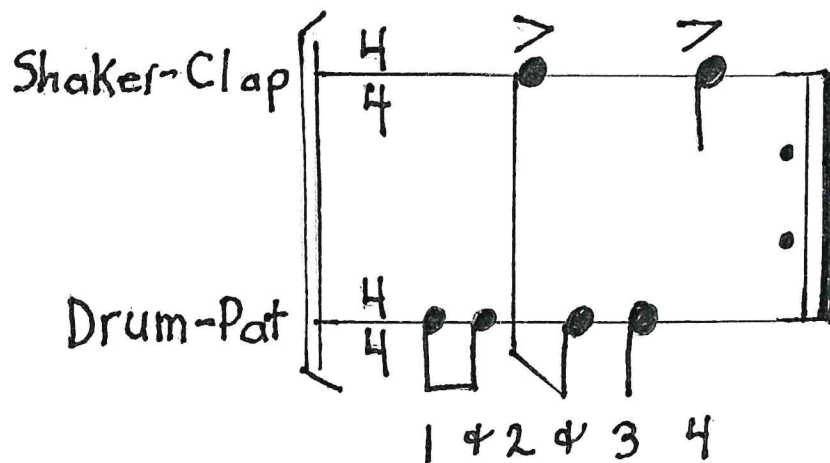
That she would be the

--	--	--	--	--	--	--

--	--	--

--	--	--	--	--	--	--

Music Page - Body Percussion to Instruments



4 - beats in a measure
4 - $\frac{1}{4}$ note gets one beat

> - accent mark - with more force

|| - repeat - sign
repeat from the beginning

The above is one measure of notes in 4/4 time with a repeat sign at the end. This means to go back and repeat the measure. The accent marks mean to hit or shake a little harder than the other notes. The bottom line is just for patting and the top line is for clapping. Have your child start with the body percussion first, which is just patting and clapping. Be sure to accent the clapping notes. I am showing the body percussion on the recording, but I am sure they will need more practice. This is also a great brain activity. This is probably obvious to most, but please notice that the patting and clapping are always separate and never together. When your child becomes proficient at the body percussion, have them try it on the instruments that we made in the beginning of the recordings. Also, after they are proficient one my pattern, let them make their own patterns. Try to get them to do 2 measures of 4 beats each with their own patterns. If they can't quite do that, just let them do whatever. As long as each child is creating, that is good even if they cannot stay in my perimeters. The older they are, the more they should be able to stick within the 8-beat pattern.

